

Scaled data based on original data using
LM-79-08 Approved Method: Electrical and Photometric Measurements of Solid-
State Lighting Products

Test Report Prepared for
Cooper Lighting Solutions
(formerly Eaton)

Brand: INVUE

Report Number: P173287

Luminaire Tested: **ENC-EXX-LED-E1-GZW-8030-CWB**

Issue Date: 03/03/2020

Test Information

Test Method: LM-79-08
Report Number: P173287
REPORT IS SCALED FROM IESNA LM-79-08 TEST DATA (P33649)
Test Lab: INNOVATION CENTER-P3
Issue Date: 03/03/2020
Manufacturer: COOPER LIGHTING SOLUTIONS (FORMERLY EATON)
Product Line: INVUE
Catalog Number: ENC-EXX-LED-E1-GZW-8030-CWB
Description: ENTRI LED LUMINAIRE, EMERGENCY MODE
LIGHTBARS WITH AccuLED OPTICS - WALL GRAZER WIDE
Light Source: (42) 3000K CCT, 80 CRI LEDs
Ballast/Driver: -

Summary

Lumens per Lamp: N/A
Luminaire Lumens: 1521.9 lumens
Efficiency: N/A
Efficacy: 276.7 lumens/watt
Luminous Opening: Rectangular (W 1' x L: 0.33' x H: 0')
IES Classification: Type I - Short - Full Cutoff
BUG Rating: B1 - U0 - G1

Input Watts (W): 5.5
Input Voltage (V): NR
Input Current (Ain): NR
Voltage Rise (V): NR
Power Factor: NR
Total Harmonic Distortion (THDi): NR
Frequency (hertz): 60
Stabilization Time: NR
Operation Time: NR
Ambient Temperature (°C): NR
Test Distance: 25 FT

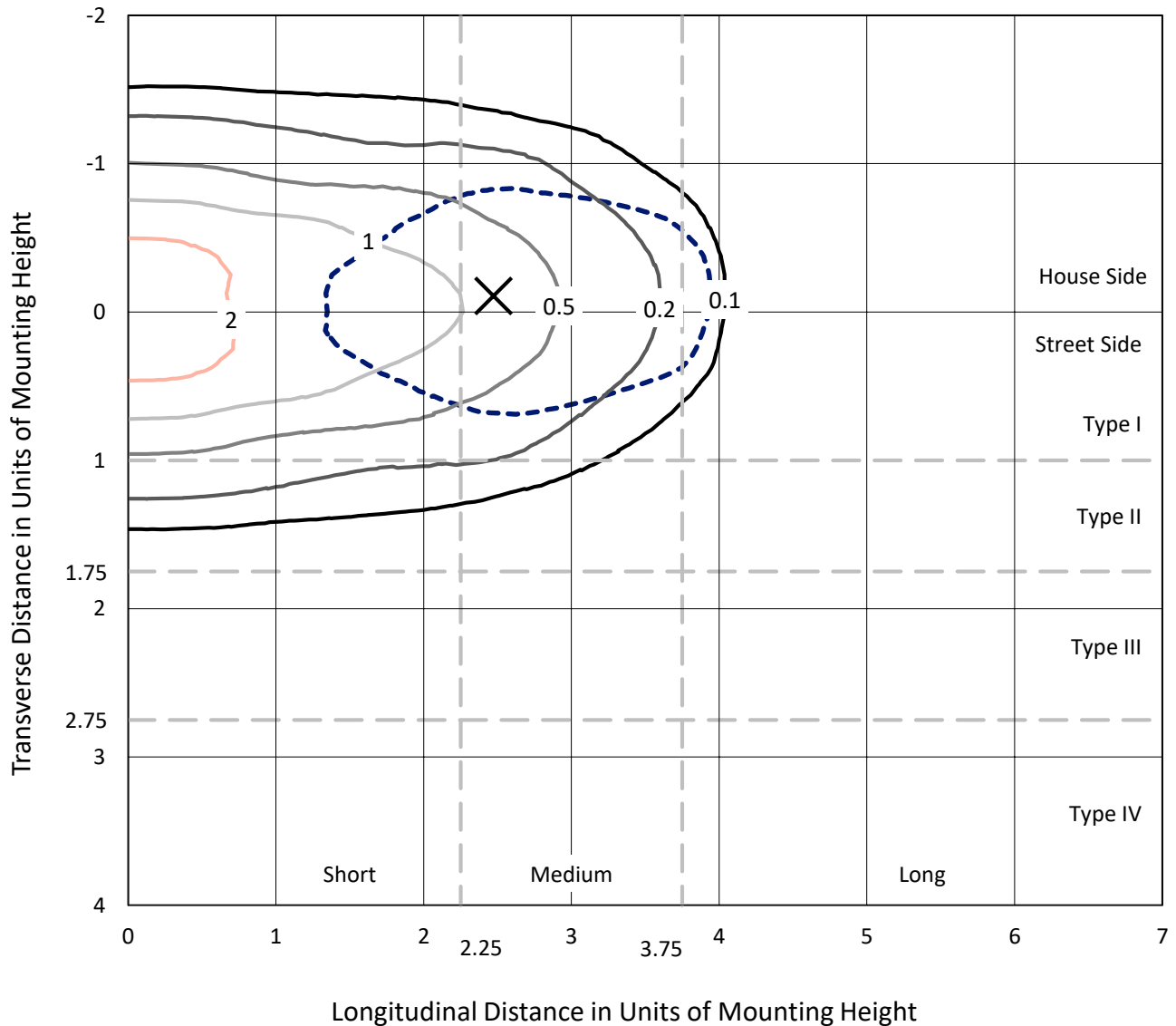


REPORT NUMBER: P173287

CATALOG NUMBER: ENC-EXX-LED-E1-GZW-8030-CWB

Iso-Footcandle Lines of Horizontal Illumination

× Max cd
 - - - 1/2 Max cd

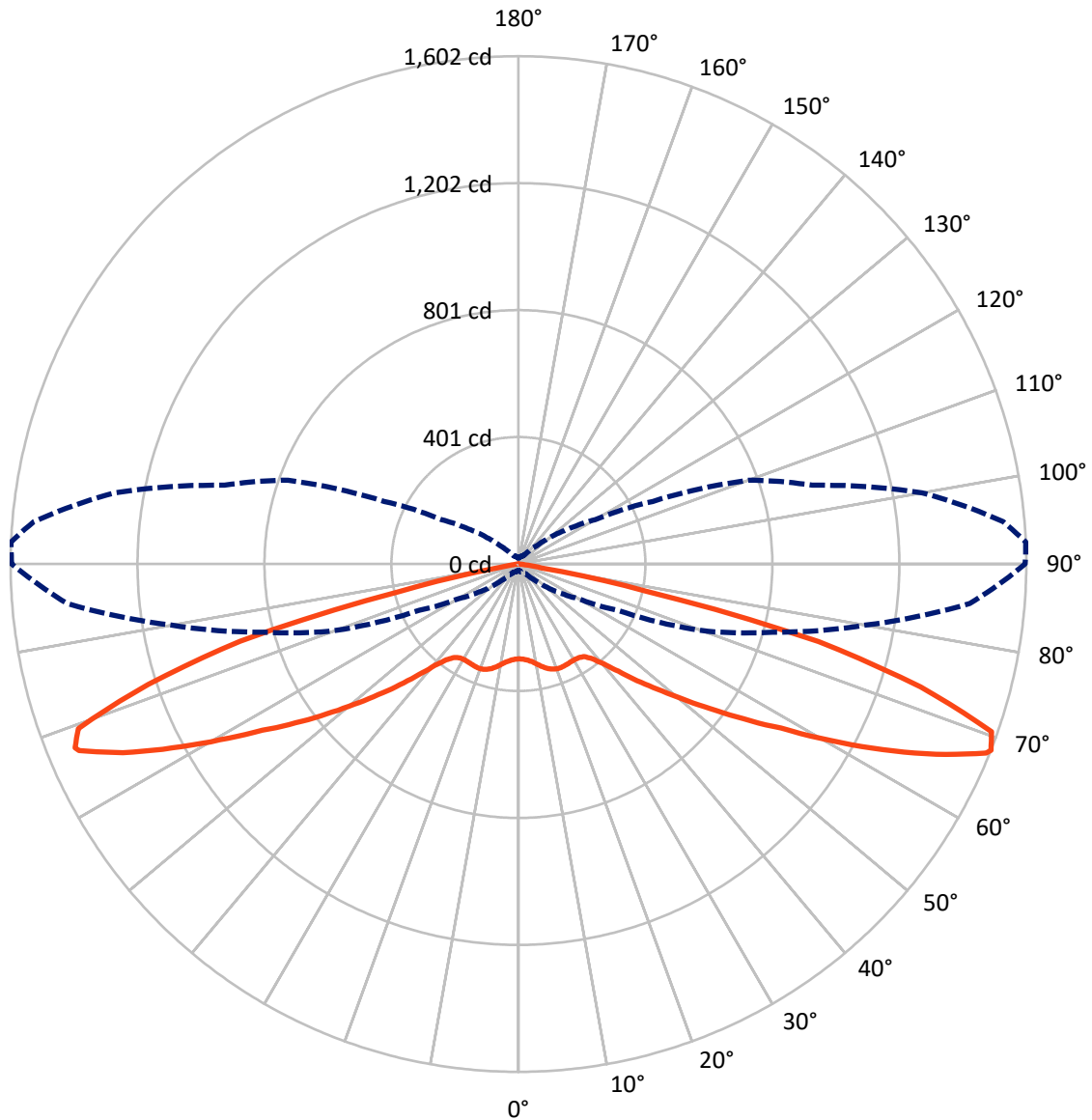


Based on 10 foot mounting height. Maximum calculated value = 3.1 fc
 Type I - Short - Full Cutoff

REPORT NUMBER: P173287

CATALOG NUMBER: ENC-EXX-LED-E1-GZW-8030-CWB

Luminous Intensity Polar Plot



— Vertical Plane Through 92.5-Deg Lateral - - - Horizontal Cone Through 68-Deg Vertical

REPORT NUMBER: P173287

CATALOG NUMBER: ENC-EXX-LED-E1-GZW-8030-CWB

FLUX DISTRIBUTION:

		Downward	Upward	Total
House Side	Lumens	795.1	0.0	795.1
	% Fixture	52.2	0.0	52.2
Street Side	Lumens	726.9	0.0	726.9
	% Fixture	47.8	0.0	47.8
Total	Lumens	1521.9	0.0	1521.9
	% Fixture	100.0	0.0	100.0

Coefficient of Utilization

ZONAL LUMENS:

Zone	Lumens	% Fixture
0°-10°	29.4	1.9
10°-20°	93.1	6.1
20°-30°	150.9	9.9
30°-40°	187.6	12.3
40°-50°	233.2	15.3
50°-60°	286.9	18.9
60°-70°	339.2	22.3
70°-80°	190.0	12.5
80°-90°	11.5	0.8
90°-100°	0.0	0.0
100°-110°	0.0	0.0
110°-120°	0.0	0.0
120°-130°	0.0	0.0
130°-140°	0.0	0.0
140°-150°	0.0	0.0
150°-160°	0.0	0.0
160°-170°	0.0	0.0
170°-180°	0.0	0.0
0°-90°	1521.9	100.0
0°-180°	1521.9	100.0



REPORT NUMBER: P173287

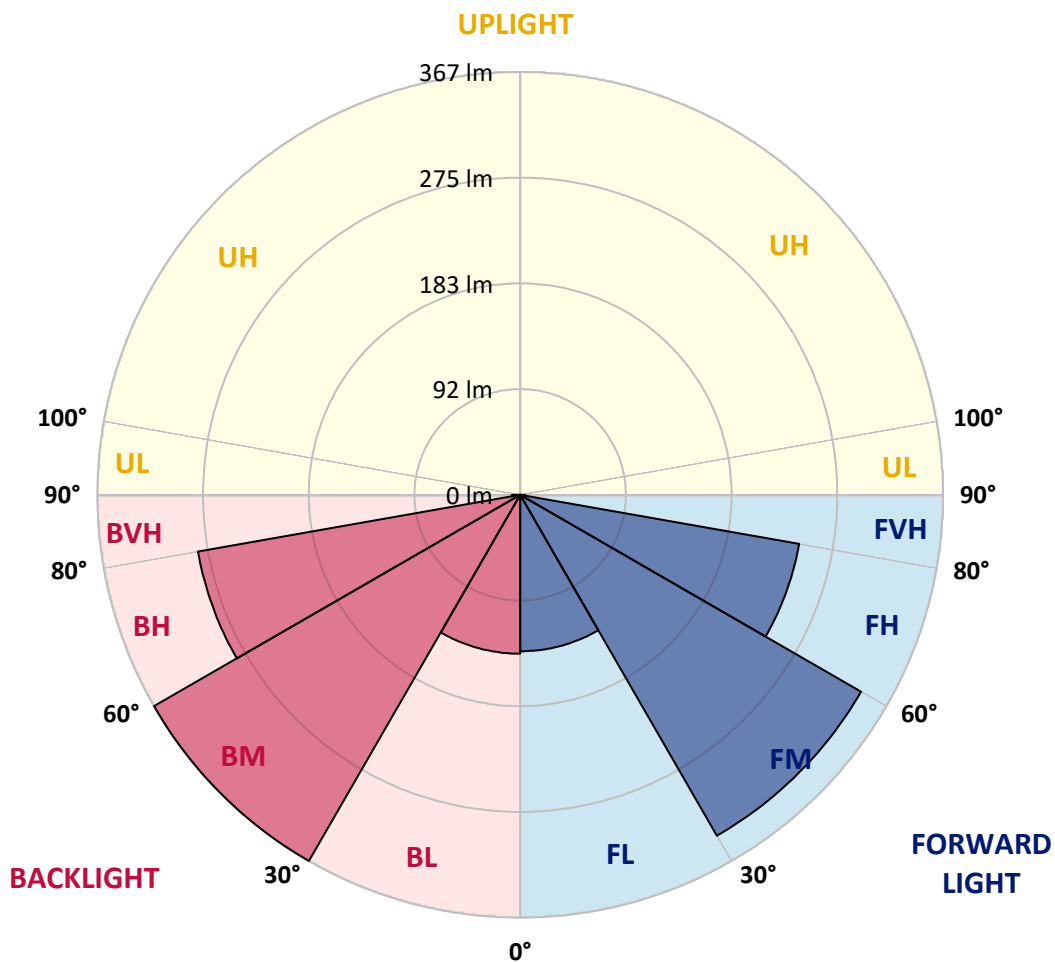
CATALOG NUMBER: ENC-EXX-LED-E1-GZW-8030-CWB

LUMINAIRE CLASSIFICATION SYSTEM LUMEN TABLE AND BUG RATING:

Zone	Lumens	% Fixture	Zone Rating/Lumen Limit		
			B	U	G
FL (0°-30°)	135.6	8.9			
FM (30°-60°)	341.2	22.4			
FH (60°-80°)	245.6	16.1			G0/660
FVH (80°-90°)	4.4	0.3			G0/10
BL (0°-30°)	137.8	9.1	B1/500		
BM (30°-60°)	366.6	24.1	B1/1000		
BH (60°-80°)	283.6	18.6	B1/500		G1/500
BVH (80°-90°)	7.1	0.5			G0/10
UL (90°-100°)	0.0	0.0		U0/0	
UH (100°-180°)	0.0	0.0		U0/0	

BUG Rating: B1-U0-G1

Type I Short





REPORT NUMBER: P173287

CATALOG NUMBER: ENC-EXX-LED-E1-GZW-8030-CWB

CANDELA DISTRIBUTION (FULL):

	0°	5°	10°	15°	20°	25°	30°	35°	40°	45°	50°
0°	299.2	299.2	299.2	299.2	299.2	299.2	299.2	299.2	299.2	299.2	299.2
2.5°	300.6	300.6	300.6	300.8	301.1	301.7	301.4	301.9	301.1	302.2	302.2
5°	304.1	304.4	304.7	304.7	305.2	305.5	305.2	306.1	305.2	306.3	306.6
7.5°	307.4	307.4	307.7	308.0	308.5	309.1	309.3	310.1	309.9	311.0	312.0
10°	309.9	309.6	309.9	310.4	311.8	312.6	313.7	314.8	315.3	316.4	318.1
12.5°	311.0	310.7	311.5	312.9	314.2	315.9	317.5	320.0	321.6	323.2	325.7
15°	310.4	310.4	311.5	313.1	315.9	318.9	321.9	325.2	328.2	331.7	334.2
17.5°	305.2	305.8	307.4	310.1	314.2	318.9	323.8	329.3	334.2	339.1	342.4
20°	295.9	296.5	299.5	302.8	308.2	315.1	322.7	330.6	338.3	344.8	349.5
22.5°	284.5	283.9	286.6	291.0	298.4	306.6	316.4	328.2	338.6	347.9	354.4
25°	266.7	266.7	269.7	275.2	283.1	293.2	305.2	320.3	334.2	346.2	355.5
27.5°	247.8	248.1	252.0	256.6	265.6	275.2	289.1	306.6	323.5	339.4	353.0
30°	229.0	229.8	233.1	237.7	247.3	257.4	271.6	288.8	307.1	326.8	345.4
32.5°	209.6	210.7	213.4	218.9	229.3	240.5	254.9	270.2	287.7	309.3	333.4
35°	191.3	192.1	194.3	200.8	211.5	223.5	239.6	254.4	272.2	292.1	318.6
37.5°	174.1	174.9	177.4	184.2	194.8	206.9	222.7	239.4	257.7	277.4	303.6
40°	155.5	157.4	160.7	167.2	177.1	190.7	206.9	224.3	243.7	266.1	292.9
42.5°	138.5	140.2	143.2	148.9	158.8	173.2	190.2	208.2	229.3	254.7	285.0
45°	123.0	124.3	127.3	132.5	142.9	154.4	169.7	188.6	210.4	239.6	276.5
47.5°	107.9	109.3	112.6	118.9	127.3	138.5	152.2	168.9	189.1	218.9	260.4
50°	92.9	94.3	97.5	103.8	112.0	123.0	135.5	150.5	170.5	196.2	236.9
52.5°	76.5	77.9	81.2	87.4	95.4	105.7	118.6	134.2	152.8	177.1	210.7
55°	58.8	60.7	63.7	68.9	77.3	87.7	100.6	117.5	136.4	160.1	191.3
57.5°	42.3	43.7	47.3	51.4	58.5	69.4	80.9	98.4	119.4	143.7	174.6
60°	30.9	32.2	34.7	38.0	42.9	50.8	60.9	77.3	100.6	127.9	159.6
62.5°	25.7	26.8	29.2	32.5	35.3	39.1	45.1	57.7	80.3	110.7	144.0
65°	22.7	23.5	25.7	29.0	31.1	32.8	35.3	43.7	62.3	92.1	128.7
67.5°	20.2	21.0	22.7	25.4	27.9	28.7	30.0	35.8	48.9	74.9	112.6
68°	19.9	20.8	22.1	24.6	27.1	27.9	29.2	35.0	47.6	71.3	108.2
70°	18.6	19.1	20.5	22.4	24.3	24.9	26.5	32.2	44.5	62.3	87.7
72.5°	16.9	17.2	18.0	19.7	21.6	21.9	23.5	28.1	35.0	45.9	65.3
75°	14.2	14.5	15.6	16.9	18.0	18.6	19.1	21.3	23.8	28.4	38.5
77.5°	10.9	11.5	12.3	13.1	14.8	15.3	14.8	16.4	17.5	19.4	23.5
80°	6.6	6.6	7.4	8.2	9.0	10.4	9.8	11.5	12.3	13.4	15.9
82.5°	1.1	1.4	1.4	1.9	2.5	3.0	3.3	4.1	5.2	6.3	8.5
85°	0.0	0.0	0.0	0.0	0.0	0.0	0.0	0.0	0.3	0.3	0.8
87.5°	0.0	0.0	0.0	0.0	0.0	0.0	0.0	0.0	0.0	0.0	0.0
90°	0.0	0.0	0.0	0.0	0.0	0.0	0.0	0.0	0.0	0.0	0.0



REPORT NUMBER: P173287

CATALOG NUMBER: ENC-EXX-LED-E1-GZW-8030-CWB

CANDELA DISTRIBUTION (continued):

	55°	60°	65°	70°	75°	80°	85°	90°	92.5°	95°	100°
0°	299.2	299.2	299.2	299.2	299.2	299.2	299.2	299.2	299.2	299.2	299.2
2.5°	300.6	301.4	301.4	301.1	301.1	301.1	300.3	300.6	300.8	301.7	300.6
5°	305.0	305.8	305.5	305.2	305.2	305.2	304.1	304.4	304.7	305.2	304.1
7.5°	310.7	311.5	311.8	311.8	311.8	312.3	310.7	310.7	311.2	311.8	310.1
10°	319.2	319.2	320.0	320.5	321.1	321.6	320.5	320.0	321.1	321.1	319.2
12.5°	327.1	327.6	329.0	330.1	330.4	331.5	331.5	331.2	332.0	331.7	329.6
15°	336.1	336.6	337.7	339.1	339.4	340.5	340.5	340.8	341.6	342.1	338.8
17.5°	344.6	345.4	345.4	345.6	346.2	347.0	347.6	347.9	348.7	349.2	345.9
20°	351.7	352.5	351.1	350.1	349.0	349.5	350.6	351.7	352.2	352.5	348.4
22.5°	357.1	357.4	355.2	352.2	349.2	349.0	350.3	352.2	352.8	352.5	346.7
25°	360.2	361.0	358.8	354.1	348.7	346.7	348.1	350.6	351.7	350.6	343.7
27.5°	360.2	363.2	362.1	357.1	349.8	344.6	345.4	349.2	350.1	348.7	340.8
30°	357.4	363.7	365.1	362.1	354.4	345.4	344.3	348.7	349.8	347.3	339.4
32.5°	352.0	363.4	368.9	369.2	363.2	352.0	346.5	350.9	351.7	348.7	342.1
35°	344.3	363.2	373.8	379.0	377.1	365.9	356.3	359.1	358.5	355.2	352.8
37.5°	335.8	363.2	380.9	393.0	397.3	391.6	379.0	377.6	379.0	374.1	372.7
40°	326.5	364.0	391.0	412.3	425.5	427.4	416.2	412.3	414.0	409.3	411.2
42.5°	321.1	365.1	404.4	435.0	460.4	479.8	474.9	463.4	462.6	463.2	467.3
45°	318.3	367.8	417.8	460.7	496.2	539.4	544.1	523.6	524.7	527.6	533.9
47.5°	315.3	373.0	433.4	487.5	535.3	595.9	618.6	591.1	588.9	600.1	602.0
50°	304.4	379.3	451.1	517.5	576.3	659.6	695.4	667.3	667.8	678.2	674.4
52.5°	279.3	379.5	470.0	547.6	617.3	722.5	776.9	758.3	756.9	767.0	746.8
55°	244.6	362.3	485.3	577.1	656.1	780.9	861.0	865.1	862.4	864.0	820.3
57.5°	216.7	320.0	486.9	602.0	688.9	836.4	947.4	976.9	977.1	970.1	892.5
60°	198.7	272.4	465.6	622.5	727.1	907.2	1059.9	1126.1	1129.9	1100.9	988.9
62.5°	183.6	248.4	421.6	643.5	771.1	978.8	1181.3	1290.0	1290.3	1241.9	1095.2
65°	171.9	235.3	373.3	635.6	805.0	1048.2	1309.7	1455.1	1448.0	1394.7	1196.0
67.5°	158.8	223.5	350.9	623.3	834.0	1112.4	1422.8	1589.8	1591.7	1526.1	1289.5
68°	156.0	219.2	345.1	612.9	830.7	1110.2	1428.8	1598.8	1602.1	1534.6	1293.6
70°	134.4	191.3	300.3	535.3	771.7	1050.9	1390.6	1573.4	1583.5	1508.1	1247.9
72.5°	89.6	132.3	200.6	378.2	594.6	835.0	1138.4	1317.9	1326.4	1275.5	1036.5
75°	56.9	80.3	106.6	218.1	399.5	599.3	858.3	962.9	976.9	960.2	776.0
77.5°	34.4	56.3	65.6	105.7	210.4	280.3	387.7	394.6	410.4	400.6	402.2
80°	22.7	39.1	47.8	71.9	72.9	60.4	68.6	69.1	73.2	77.9	81.2
82.5°	12.9	23.8	33.3	49.2	43.4	22.4	19.1	19.9	20.5	21.0	24.9
85°	1.9	4.4	9.3	15.3	15.6	7.4	6.8	6.3	6.6	7.1	9.0
87.5°	0.0	0.0	0.0	0.0	0.3	0.6	0.8	0.8	0.8	1.7	1.7
90°	0.0	0.0	0.0	0.0	0.0	0.0	0.0	0.0	0.0	0.0	0.0



REPORT NUMBER: P173287

CATALOG NUMBER: ENC-EXX-LED-E1-GZW-8030-CWB

CANDELA DISTRIBUTION (continued):

	105°	110°	115°	120°	125°	130°	135°	140°	145°	150°	155°
0°	299.2	299.2	299.2	299.2	299.2	299.2	299.2	299.2	299.2	299.2	299.2
2.5°	300.3	300.0	300.3	299.5	300.3	300.0	300.0	300.0	299.8	300.0	300.0
5°	303.6	303.6	303.6	303.0	303.6	303.6	303.6	303.6	303.3	303.6	303.9
7.5°	309.9	309.9	309.6	308.8	309.3	309.3	309.1	308.5	308.0	308.2	308.0
10°	318.3	318.9	317.3	317.3	316.4	315.3	314.5	313.7	313.4	312.9	311.8
12.5°	328.7	328.5	326.3	325.4	324.9	322.7	321.1	320.3	319.2	317.8	316.2
15°	338.0	336.9	335.3	334.4	333.6	331.2	329.0	327.1	325.7	323.8	321.3
17.5°	344.3	343.2	342.4	342.1	342.1	339.9	338.0	335.5	332.5	329.0	324.9
20°	345.6	345.6	345.9	347.6	349.2	348.4	346.2	343.2	338.8	333.1	326.8
22.5°	343.7	344.8	347.3	351.4	354.9	355.2	353.0	348.7	341.3	333.1	323.8
25°	340.5	343.5	348.7	354.4	359.3	359.3	355.5	349.2	339.1	327.4	315.1
27.5°	338.8	344.8	352.2	358.2	361.5	359.6	352.8	343.7	329.8	314.8	300.6
30°	340.8	350.1	358.0	362.1	362.6	356.3	344.6	331.2	314.8	296.8	282.3
32.5°	347.9	359.1	365.1	365.9	362.1	350.3	332.0	313.4	295.1	278.4	263.7
35°	362.3	371.9	374.1	370.8	361.3	341.6	315.3	293.5	277.1	261.2	245.9
37.5°	385.8	390.2	386.1	376.5	358.5	330.9	300.0	278.7	261.2	245.6	228.7
40°	419.2	414.3	402.5	383.7	355.5	319.2	288.0	266.7	247.3	230.1	213.1
42.5°	460.7	443.5	419.2	391.8	352.2	311.5	279.3	254.7	233.4	214.2	196.5
45°	507.1	475.2	442.1	401.1	351.1	306.9	268.9	239.9	215.0	195.9	178.4
47.5°	554.4	508.8	465.3	411.2	352.5	298.7	253.0	220.5	194.5	176.0	159.6
50°	602.3	546.5	492.4	424.4	351.7	282.0	231.5	198.4	174.3	157.7	142.9
52.5°	650.3	586.7	520.3	436.1	340.8	255.8	207.7	179.5	156.3	140.2	125.7
55°	697.6	625.7	547.6	439.7	309.1	228.2	187.7	160.7	137.7	121.3	105.5
57.5°	742.4	661.0	566.7	418.9	270.0	206.6	170.0	143.5	119.1	100.3	84.7
60°	798.2	694.6	572.2	368.6	238.8	188.6	153.9	123.5	96.2	76.2	62.0
62.5°	859.1	740.2	563.7	320.5	220.5	172.7	133.9	100.0	73.5	54.1	43.4
65°	903.9	759.1	520.8	294.9	209.1	157.1	112.6	77.6	50.8	37.2	33.1
67.5°	963.5	777.7	476.5	282.3	196.5	136.9	86.9	56.0	39.3	30.9	28.4
68°	959.4	772.5	467.3	279.0	192.6	129.8	82.0	54.9	38.3	30.0	27.6
70°	903.9	708.8	405.8	247.3	159.6	101.1	70.5	50.0	35.3	27.3	25.1
72.5°	741.6	549.8	291.0	162.9	103.8	74.0	52.2	37.7	29.2	24.1	22.4
75°	524.9	343.7	145.9	93.7	65.3	42.9	29.5	24.3	21.6	19.1	19.1
77.5°	295.1	179.8	77.1	64.2	36.9	24.9	19.7	18.3	16.9	15.6	17.2
80°	96.2	93.7	56.9	44.0	25.7	18.3	15.3	14.5	13.7	12.3	15.3
82.5°	51.9	64.2	41.0	31.4	18.8	13.1	11.5	11.8	10.7	9.6	11.5
85°	23.2	30.6	27.3	21.9	11.8	7.4	6.0	7.1	6.3	5.7	5.5
87.5°	9.0	15.0	10.9	6.3	2.7	1.7	1.7	1.4	1.1	1.1	0.8
90°	0.0	0.0	0.0	0.0	0.0	0.0	0.0	0.0	0.0	0.0	0.0



REPORT NUMBER: P173287

CATALOG NUMBER: ENC-EXX-LED-E1-GZW-8030-CWB

CANDELA DISTRIBUTION (continued):

	160°	165°	170°	175°	180°
0°	299.2	299.2	299.2	299.2	299.2
2.5°	299.2	299.2	298.9	298.7	298.1
5°	303.0	303.0	302.8	302.5	301.9
7.5°	307.1	306.9	306.6	306.3	305.8
10°	311.5	311.0	311.0	311.2	311.0
12.5°	315.9	315.1	314.2	314.0	314.8
15°	320.3	318.6	317.3	317.0	317.0
17.5°	322.7	320.0	317.5	316.7	316.7
20°	322.2	317.3	314.0	312.3	312.6
22.5°	317.0	310.1	305.8	303.6	302.8
25°	306.1	297.9	292.4	289.4	289.6
27.5°	289.6	280.9	274.9	273.3	271.6
30°	270.2	261.5	255.5	252.0	252.2
32.5°	251.1	241.6	236.1	232.0	231.5
35°	232.8	222.4	215.9	212.9	212.3
37.5°	214.8	203.8	197.8	195.1	193.2
40°	198.1	188.3	181.2	177.1	176.3
42.5°	181.7	170.5	163.4	160.4	159.6
45°	163.1	152.5	146.2	143.7	143.2
47.5°	146.5	136.4	131.2	127.9	126.8
50°	130.3	120.8	114.8	111.8	111.2
52.5°	113.4	103.8	97.5	95.1	92.9
55°	94.8	84.7	78.4	74.0	72.4
57.5°	73.2	64.2	57.7	54.7	51.6
60°	52.4	44.5	39.3	36.9	34.7
62.5°	37.2	32.0	28.7	26.2	24.9
65°	30.6	28.1	24.6	22.4	21.3
67.5°	27.1	24.6	21.9	19.9	19.1
68°	26.5	24.1	21.3	19.4	18.8
70°	24.3	21.9	19.4	18.0	17.5
72.5°	21.6	19.7	17.5	16.1	15.6
75°	18.6	16.7	15.3	14.2	13.4
77.5°	16.4	13.7	13.1	12.0	11.5
80°	13.7	12.3	11.2	10.4	9.8
82.5°	11.2	9.3	7.9	7.1	6.8
85°	6.3	5.7	4.6	3.6	3.3
87.5°	0.6	0.3	0.3	0.0	0.0
90°	0.0	0.0	0.0	0.0	0.0

(END OF REPORT)